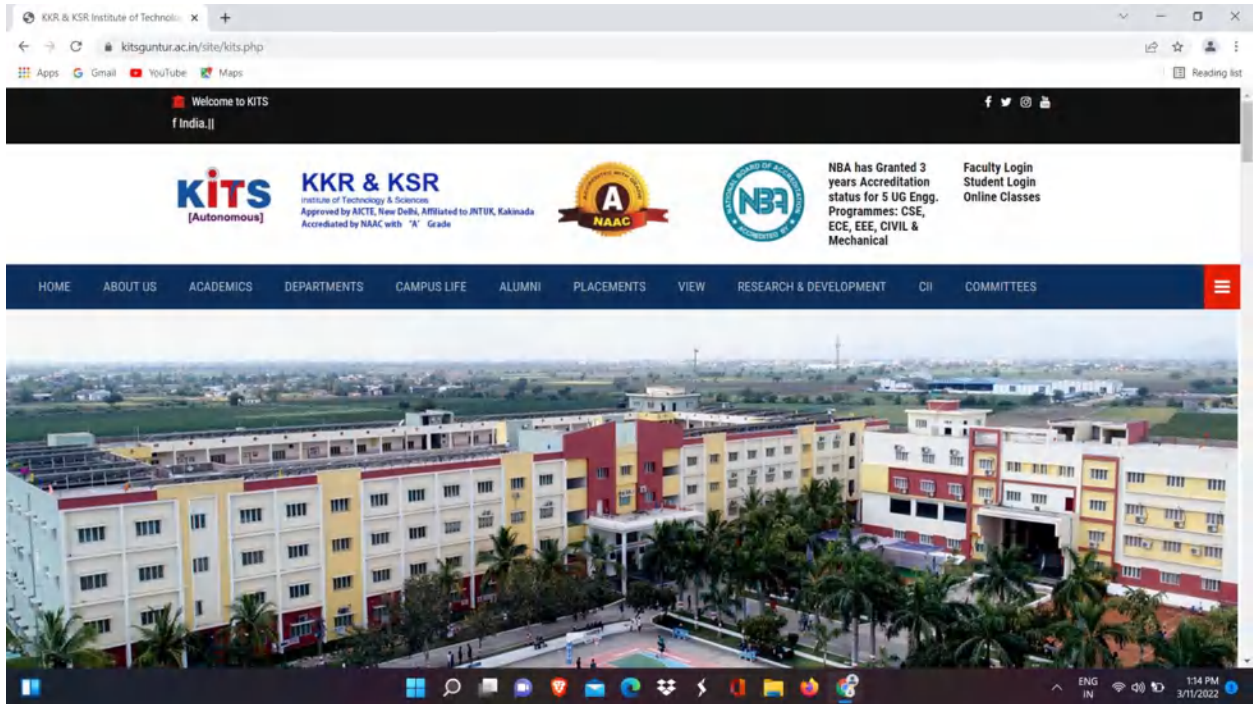
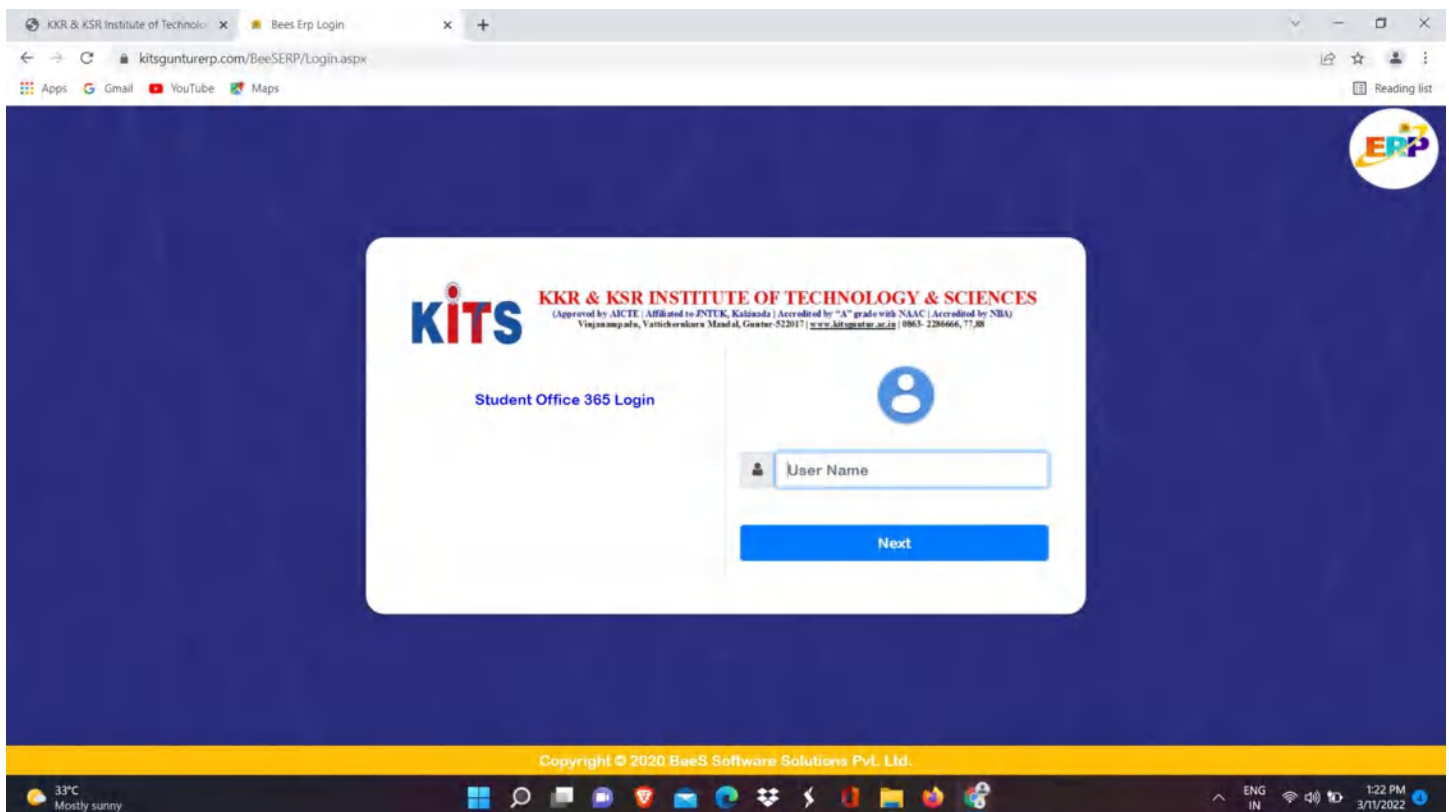


# STEPS FOR PAYING FEE ON BEES WEBSITE

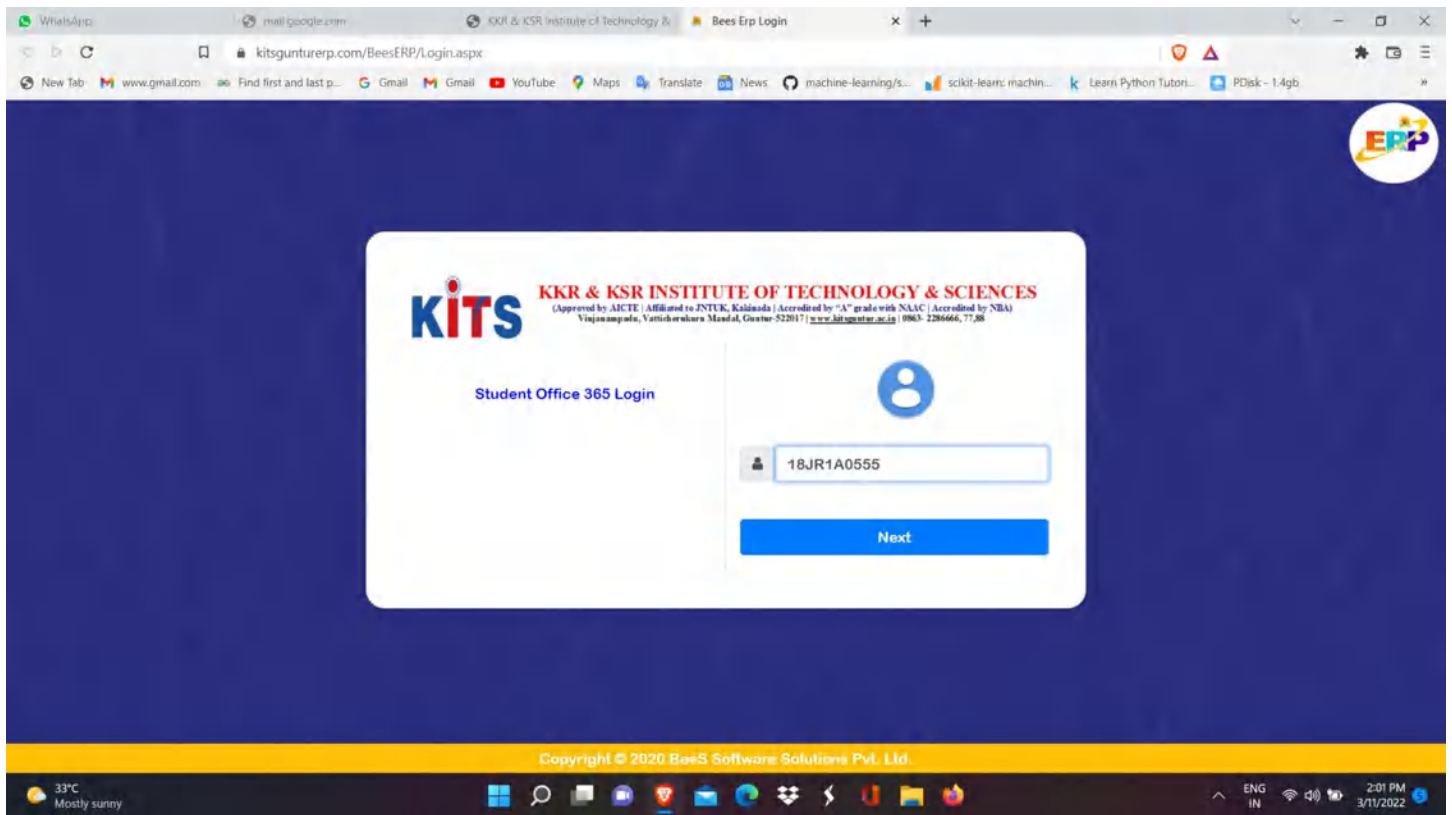
**Step - 1 :** Click on the link <https://kitsguntur.ac.in/site/kitsgnt.php> or search for kitsguntur in the google. You will get the below page



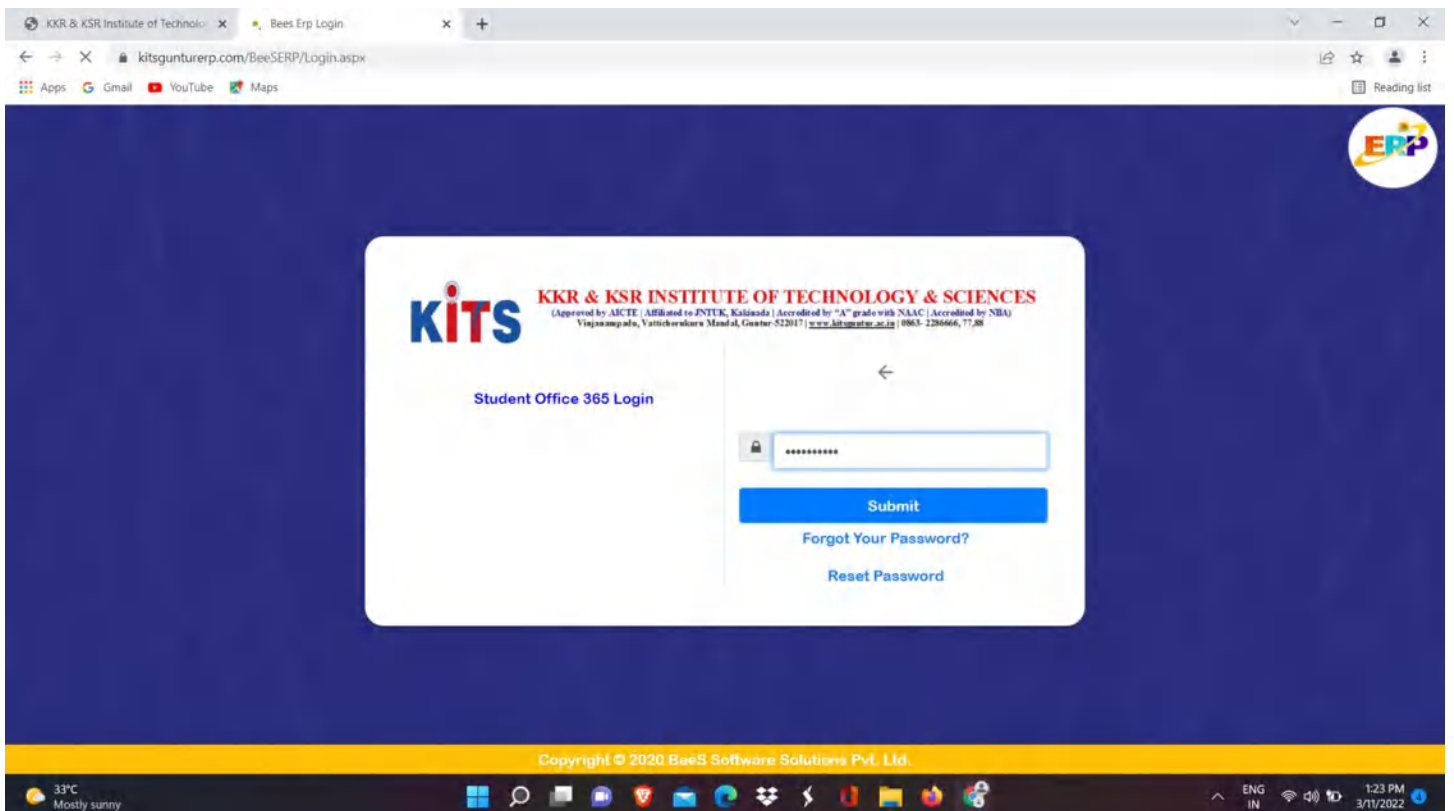
**Step - 2 :** Click on the **STUDENT LOGIN** on the top right of the image in the **step 1**. You will be redirected to below page.



**Step - 3** :Enter student Roll No in the username field.



**Step - 4** :Enter student Roll No as the password.



**Step - 5 :** You will be redirected to the following page.

**KKR & KSR INSTITUTE OF TECHNOLOGY & SCIENCES** WELCOME GAVIRIBOINA SIVASAI ( 18JR1A0555 )

Welcome to BeeS ERP : Click on any of !

Office Academics Examination Cell Library Placements Utilities

Your Latest Attendance is:

(WARNING : Your attendance is Poor. You are likely to be detained. Attend regularly and improve your attendance )

[Click Here to Pay College/Transport/Hostel Fees Online](#)  
[Click Here To Pay Regular Exam Fees Online](#)  
[Click Here to Pay Supply Exam Fees Online](#)  
[Click Here to Pay Revaluation Exam Fees Online](#)  
[Click Here to Go for Regular/Supply Fee Receipts](#)

**ToDay's Time Table**

Day	P1 (08:00-09:00)	P2 (09:00-10:00)	P3 (10:00-11:00)	P4 (12:00-01:00)	P5 (01:00-02:00)	P6 (02:00-03:00)
FRI	ANN (dr_radhakrishnan - CS E)	MS (Mahesh Gorjavalu - M BA)	ML (BPK - CSE)	PROJECT (Dr.Ch.Aruna - CSE)	PROJECT (Dr.Ch.Aruna - CSE)	PROJECT (Dr.Ch.Aruna - CSE)

[View Full Time Table](#)

**Subject Wise Attendance**

**Step - 6 :** Click on pay college/transport /Fees online to pay college fee. You will be redirected to the below page.

**KKR & KSR INSTITUTE OF TECHNOLOGY & SCIENCES** WELCOME GAVIRIBOINA SIVASAI ( 18JR1A0555 )

Welcome to BeeS ERP : Click on any of the Modules to Start with your ERP Solutions

[Quit](#)

Select FeeType:   
  
 CollegeFee  
 HostelFee  
 TransportFee

Receipt Date:  Total Due Amount:  Caste - BC,D , Admn Type - Convenor

**Your Fee Details**

AcYear/FeeName	Month	Year	TargetAmt	ColAmt	DueAmt	Fine	Discount	Amt to be Paid
<input type="checkbox"/>								

**Acyearwise Total Due Details**

Acyear	Amount

**Step - 7 :** Now select the type of fees (college fee, Hostel Fee, Transport Fee) you want to pay.

Welcome to Bee5 ERP : Click on any of the Modules to Start with your ERP Solutions

Quit

Select FeeType:   
 -SELECT-  
 -SELECT-  
 CollegeFee  
 HostelFee  
 TransportFee

Receipt Date:   
 Total Due Amount:   
 Caste - BC\_D , Admn Type - Convenor

**Your Fee Details**

AcYear/FeeName	Month	Year	TargetAmt	ColAmt	DueAmt	Fine	Discount	Amt to be Paid

**Acyearwise Total Due Details**

Acyear	Amount

33°C Mostly sunny 1:16 PM 3/11/2022

**Step - 8 :** Here we selected college fee then we get the following image.

Welcome to Bee5 ERP : Click on any of the Modules to Start with your ERP So

Quit

Select FeeType:   
 CollegeFee

Receipt Date:   
 Total Due Amount:   
 Caste - BC\_D , Admn Type - Convenor

**Your Fee Details**

AcYear/FeeName	Month	Year	TargetAmt	ColAmt	DueAmt	Fine	Discount	Amt to be Paid
2021 - 2022								
<input type="checkbox"/> JNTUK Fee			2500.00	0.00	2500.00			
<input type="checkbox"/> NBA Fee			3000.00	0.00	3000.00			

**Acyearwise Total Due Details**

Acyear	Amount
2021 - 2022	75600
<b>TOTAL :</b>	<b>75600</b>

33°C Mostly sunny 1:17 PM 3/11/2022

**Step - 9 :** Now select the amount you want to pay and click on the check boxes.

KKR & KSR Institute of Technol... Student Login

kitsgunturerp.com/BeeSERP/StudentLogin/Student/StudentRegularFeeCollection.aspx?val=18/R1A0555

select CollegeFee

FeeType:

Receipt Date: 11-03-2022 Total Due Amount Caste - BC\_D , Admn Type - Convenor

**Your Fee Details**

AcYear/FeeName	Month	Year	TargetAmt	ColAmt	DueAmt	Fine	Discount	Amt to be Paid
2021 - 2022								
<input checked="" type="checkbox"/> JNTUK Fee			2500.00	0.00	2500.00			2500
<input type="checkbox"/> NBA Fee			3000.00	0.00	3000.00			

**Acyearwise Total Due Details**

Acyear	Amount
2021 - 2022	75600
<b>TOTAL :</b>	<b>75600</b>

Grand Total: 2500 Total in Words: Two Thousand Five Hundred Rupees

Submit Fee Details View Receipt

**Terms & Conditions:**  
 1.KKR & KSR INSTITUTE OF TECHNOLOGY & SCIENCES / BeeS Software Solutions Pvt.Ltd will not store any of your Bank credentials / Card details, the system will redirect you to concerned Bank pages only to complete your transaction.

33°C Mostly sunny 3/11/2022 1:17 PM

**Step - 10 :** After clicking on the check box of the fee you want to pay , it will display the amount of due.

KKR & KSR Institute of Technol... Student Login

kitsgunturerp.com/BeeSERP/StudentLogin/Student/StudentRegularFeeCollection.aspx?val=18/R1A0555

select CollegeFee

FeeType:

Receipt Date: 11-03-2022 Total Due Amount Caste - BC\_D , Admn Type - Convenor

**Your Fee Details**

AcYear/FeeName	Month	Year	TargetAmt	ColAmt	DueAmt	Fine	Discount	Amt to be Paid
2021 - 2022								
<input checked="" type="checkbox"/> JNTUK Fee			2500.00	0.00	2500.00			2500
<input type="checkbox"/> NBA Fee			3000.00	0.00	3000.00			

**Acyearwise Total Due Details**

Acyear	Amount
2021 - 2022	75600
<b>TOTAL :</b>	<b>75600</b>

Grand Total: 2500 Total in Words: Two Thousand Five Hundred Rupees

Submit Fee Details View Receipt

**Terms & Conditions:**  
 1.KKR & KSR INSTITUTE OF TECHNOLOGY & SCIENCES / BeeS Software Solutions Pvt.Ltd will not store any of your Bank credentials / Card details, the system will redirect you to concerned Bank pages only to complete your transaction.

33°C Mostly sunny 3/11/2022 1:17 PM

**Step - 11 :** You can pay the total fee or the amount you want to pay.

KKR & KSR Institute of Technolo... Student Login  
kitsgunturerp.com/BeeSERP/StudentLogin/Student/StudentRegularFeeCollection.aspx?val=18|R1A0555

FeeType: CollegeFee

Receipt Date: 11-03-2022 Total Due Amount Caste - BC\_D , Admn Type - Convenor

AcYear/FeeName	Month	Year	TargetAmt	ColAmt	DueAmt	Fine	Discount	Amt to be Paid
2021 - 2022								
<input checked="" type="checkbox"/> JNTUK Fee			2500.00	0.00	2500.00			100
<input type="checkbox"/> NBA Fee			3000.00	0.00	3000.00			

Acyear	Amount
2021 - 2022	75600
<b>TOTAL :</b>	<b>75600</b>

Grand Total: 2500 Total in Words: Two Thousand Five Hundred Rupees

[Submit Fee Details](#) [View Receipt](#)

**Terms & Conditions:**  
1.KKR & KSR INSTITUTE OF TECHNOLOGY & SCIENCES / Bee Software Solutions Pvt.Ltd will not store any of your Bank credentials / Card details, the system will redirect you to concerned Bank pages only to complete your transaction.

33°C Mostly sunny 1:17 PM 3/11/2022

**Step - 12 :** After Entering the amount you want to pay click on the **Submit Fee Details**.

KKR & KSR Institute of Technolo... Student Login  
kitsgunturerp.com/BeeSERP/StudentLogin/Student/StudentRegularFeeCollection.aspx?val=18|R1A0555

Receipt Date: 11-03-2022 Total Due Amount Caste - BC\_D , Admn Type - Convenor

AcYear/FeeName	Month	Year	TargetAmt	ColAmt	DueAmt	Fine	Discount	Amt to be Paid
2021 - 2022								
<input checked="" type="checkbox"/> JNTUK Fee			2500.00	0.00	2500.00			100
<input type="checkbox"/> NBA Fee			3000.00	0.00	3000.00			

Acyear	Amount
2021 - 2022	75600
<b>TOTAL :</b>	<b>75600</b>

Grand Total: 100 Total in Words: One Hundred Rupees

[Submit Fee Details](#) [View Receipt](#)

Type the Characters you seen in the Picture Box:  NtrvXX [Can't Read?](#) [Go to Payment](#)

**Terms & Conditions:**  
1.KKR & KSR INSTITUTE OF TECHNOLOGY & SCIENCES / Bee Software Solutions Pvt.Ltd will not store any of your Bank credentials / Card details, the system will redirect you to concerned Bank pages only to complete your transaction.

33°C Mostly sunny 1:18 PM 3/11/2022

**Step - 13 :** After clicking on the **Submit Fee Details** you will get the captcha to enter to get in to the payment gate way.

The screenshot shows a web browser window with the URL `kitsgunturerp.com/BeeSERP/StudentLogin/Student/StudentRegularFeeCollection.aspx?val=18JR1A0555`. The page is titled "Your Fee Details" and displays a table of fees for the year 2021-2022. The table has columns for AcYear/FeeName, Month, Year, TargetAmt, ColAmt, DueAmt, Fine, Discount, and Amt to be Paid. The fees listed are JNTUK Fee (2500.00) and NBA Fee (3000.00). To the right, there is a summary table titled "Acyearwise Total Due Details" showing a total amount of 75600 for the year 2021-2022. Below the table, there is a "Grand Total" section showing "1" and "One Rupees". A blue "Submit Fee Details" button and a "View Receipt" button are visible. A captcha challenge is presented with the text "Type the Characters you seen in the Picture Box" and two boxes containing "dceQmc" and "dCeQmc". Below the captcha, there are "Can't Read?" and "Go to Payment" buttons. The page also includes "Terms & Conditions" with three points regarding bank credentials, refunds, and dispute resolution. The Windows taskbar at the bottom shows the date as 3/11/2022 and the time as 1:19 PM.

AcYear/FeeName	Month	Year	TargetAmt	ColAmt	DueAmt	Fine	Discount	Amt to be Paid
2021 - 2022								
JNTUK Fee			2500.00	0.00	2500.00			1
NBA Fee			3000.00	0.00	3000.00			

AcYear	Amount
2021 - 2022	75600
<b>TOTAL :</b>	<b>75600</b>

Grand Total: 1 Total in Words: One Rupees

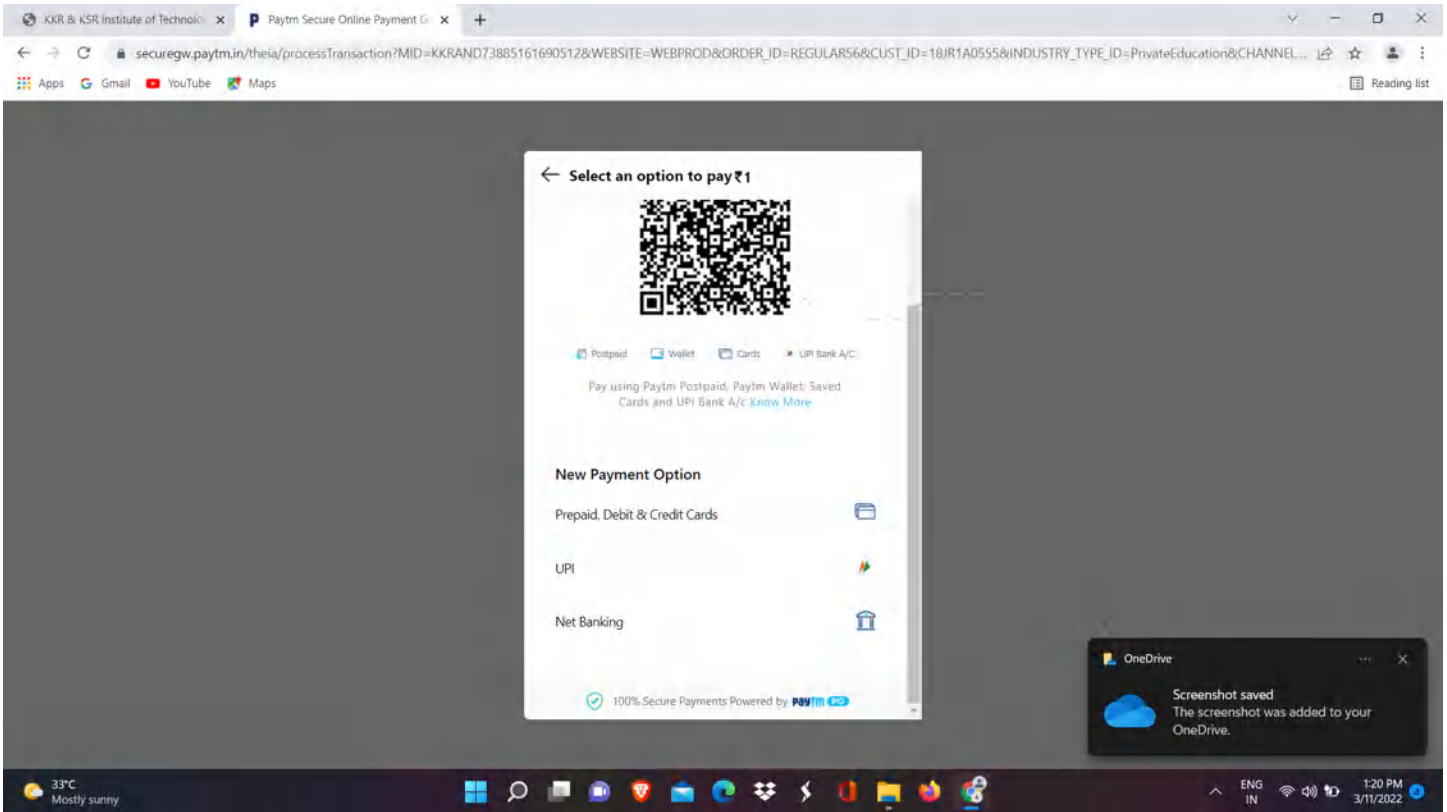
Type the Characters you seen in the Picture Box: dceQmc dCeQmc Can't Read? Go to Payment

**Terms & Conditions:**

- KKR & KSR INSTITUTE OF TECHNOLOGY & SCIENCES / BeeS Software Solutions Pvt.Ltd will not store any of your Bank credentials / Card details, the system will redirect you to concerned Bank pages only to complete your transaction.
- There is No refunds(s)/ No Cancellations are allowed for the transactions done through this channel.
- In case of any dispute regarding the payments, you are requested to contact Controller of Examination.

**Step - 14 :** You can scan or select the payment method you wish.

The screenshot shows a web browser window with the URL `securegw.paytm.in/theta/processTransaction?MID=KKRAND73885161690512&WEBSITE=WEBPROD&ORDER_ID=REGULAR56&CUST_ID=18JR1A0555&INDUSTRY_TYPE_ID=PrivateEducation&CHANNEL...`. The page displays a payment gateway interface for KKR AND KSR INSTITUTE OF T... with a total amount of ₹1. The main heading is "Select an option to pay" and the primary action is "Scan QR with Paytm App", which is accompanied by a QR code. Below the QR code, there are options for "Postpaid", "Wallet", "Cards", and "UPI Bank A/c". A note states "Pay using Paytm Postpaid, Paytm Wallet, Saved Cards and UPI Bank A/c Know More". At the bottom, there is a "New Payment Option" section for "Prepaid, Debit & Credit Cards". The Windows taskbar at the bottom shows the date as 3/11/2022 and the time as 1:20 PM.



**Step - 15 :** After successful payment you will be redirected to the below page.(with the Transaction ID).

